



# SCASD DISTRICT-WIDE FACILITIES MASTER PLAN - ELEMENTARY SCHOOL UPDATE

Interior Finish Overview, April 11, 2018



## ARCHITECTS



**Crabtree, Rohrbaugh & Associates  
Architects**  
401 East Winding Hill Road  
Mechanicsburg, Pennsylvania 17055  
phone: (717) 458-0272 - fax: (717) 458-0047

## MEP ENGINEERS



**MOORE  
ENGINEERING  
COMPANY**

## CM SERVICES



**Massaro**  
CM SERVICES, LLC

## CIVIL ENGINEERS



**EA  
group, inc.**  
ENGINEERS & LANDSCAPE ARCHITECTS

## **1.0 OVERVIEW**

## **2.0 RADIO PARK ELEMENTARY SCHOOL**

## **3.0 HOUSEVILLE ELEMENTARY SCHOOL**

## **4.0 CORL STREET ELEMENTARY SCHOOL**

- **3 ELEMENTARY SCHOOLS WILL REVIEW  
EXTERIOR / INTERIOR FINISHES AND  
GRAPHIC PANELS**

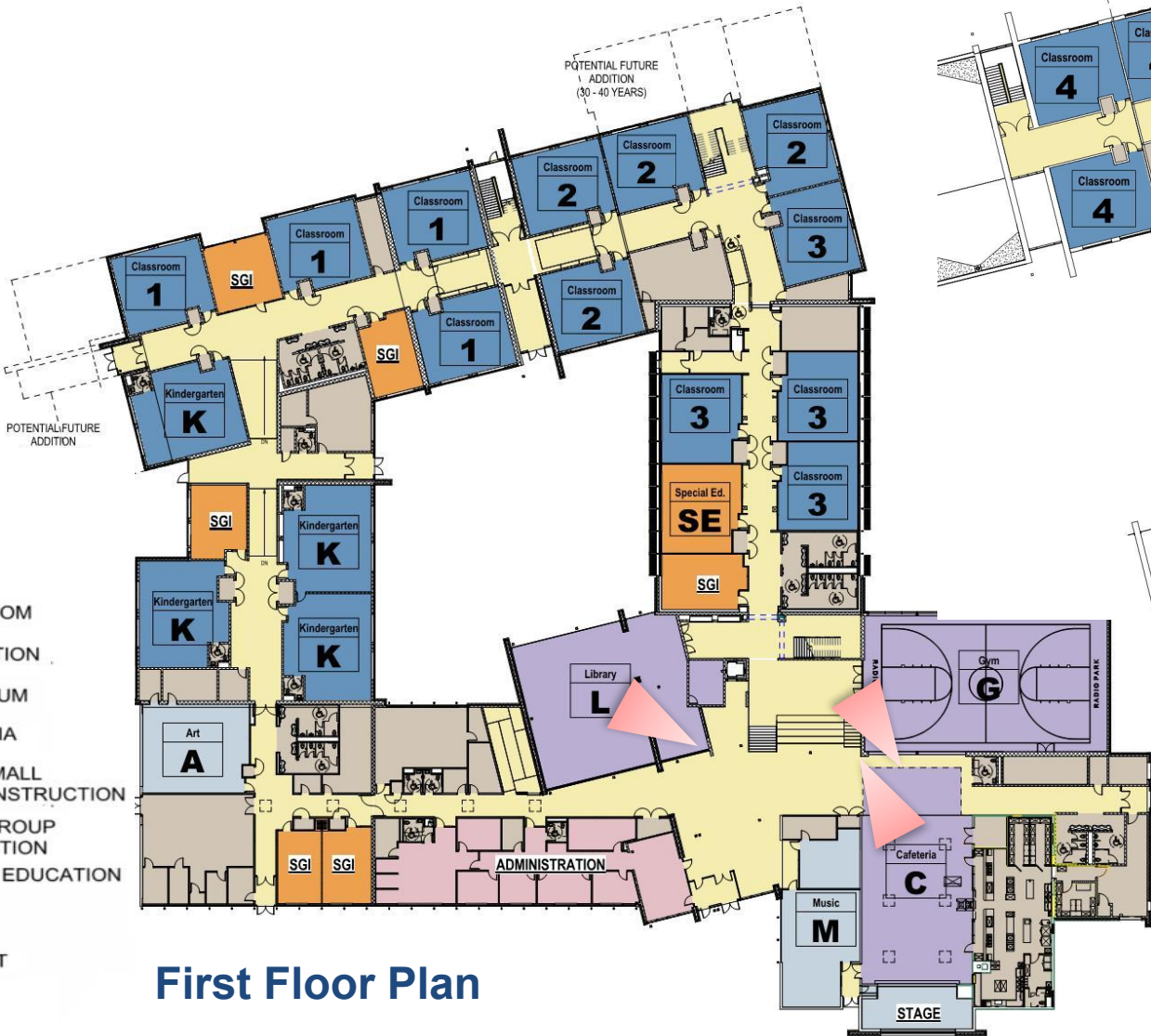




# Radio Park ES - Site Plan

## Legend

- ADMIN
- ART
- CLASSROOM
- CIRCULATION
- GYMNASIUM
- CAFETERIA
- OPEN SMALL GROUP INSTRUCTION
- SMALL GROUP INSTRUCTION
- SPECIAL EDUCATION
- STAGE
- SUPPORT
- LIBRARY
- MUSIC



2.2





Aerial view of Radio Park Elementary School, bus, faculty and parent drop off loops can be seen in foreground, public functions of facility are found at the front of the building with classrooms extending to the rear of the school in a loop. In this image the alternate classrooms are included.





New entrance has been developed creating clear point of entry for the school that is also now fully ADA compliant. Main office is glassed, allowing staff to view all visitors approaching the building. Building canopies create glare control for the main lobby along with lower canopy during heavy rains. Existing building structure can be seen to the left and right of the main entry.





**BRICK**



**STONE**



**GROUNDFACE  
CMU**



**WOOD-LOOK METAL SOFFIT**



**METAL FRAMES & FASCIA**





Existing grade drop in the building leading into the two story classroom was utilized to locate the library off of the main lobby. From the main lobby you are six feet higher than the library, allowing views through the library to the courtyard and wood line. Book shelving frames the two classroom and maker spaces in the rendering.






The existing lobby has a split level access to each floor of the two story classroom wing, this allowed for a open tiered area for large group instruction that also acts as gathering outside of the gymnasium. Elevator and library can be seen at the rear of the image.





The existing multipurpose space has been renovated into a dedicated cafeteria. It was discovered through design that the one end wall was no load bearing, allowing windows to be added bringing views and daylight into the cafeteria. Stage curtains have been designed to enclose the space for use as a stage.








CARPET



VINYL COMPOSITION TILE



DOOR/CEILING




CASEWORK




ACCENT  
TILE



PAINT





**OVERALL PATTERN**



**SCALED IMAGE**

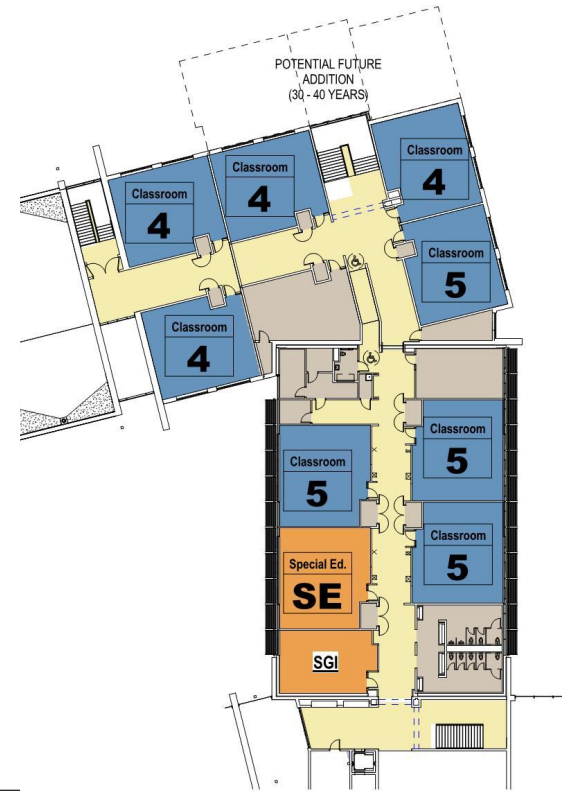
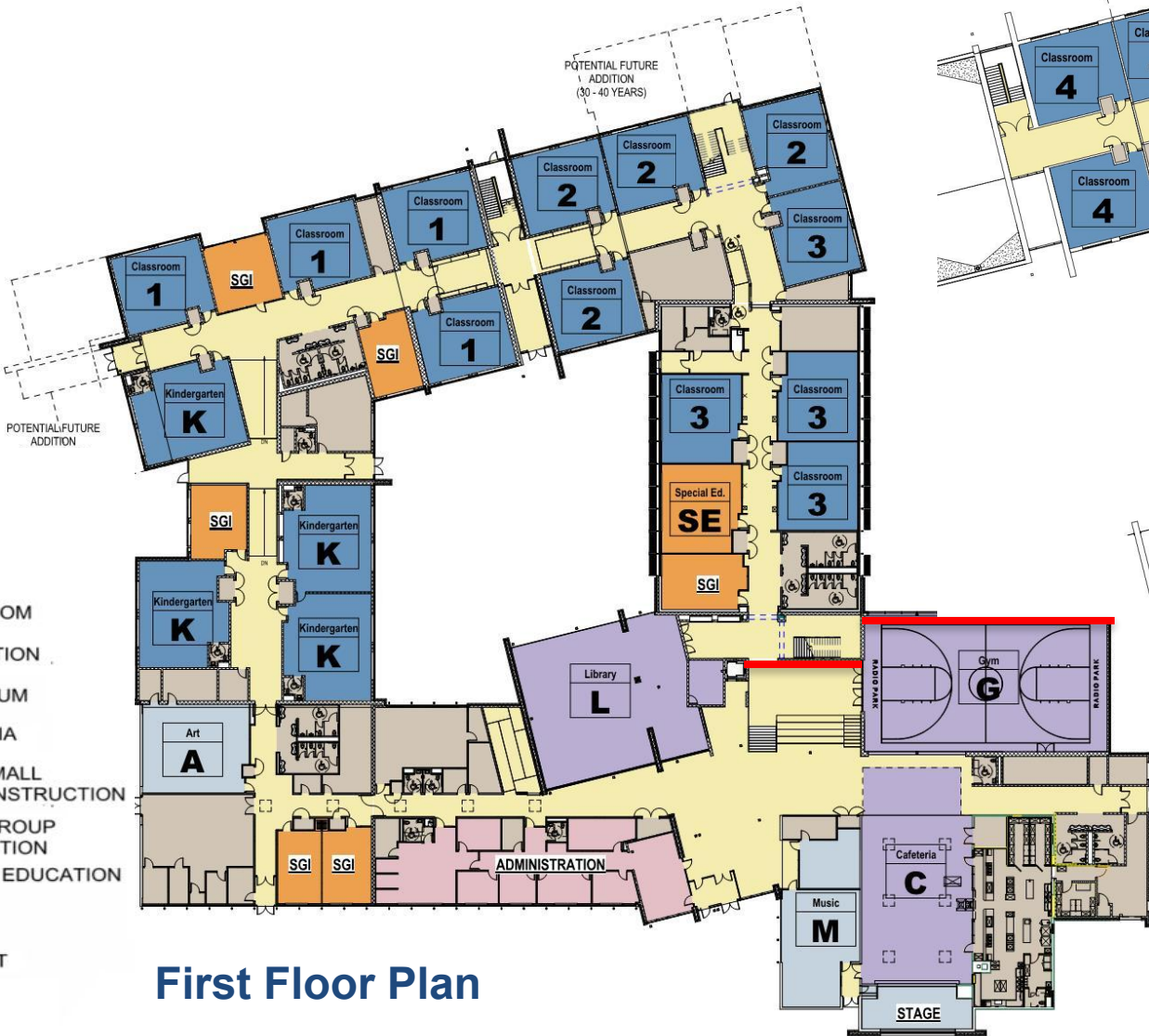


**2.10**



## Legend

- ADMIN
- ART
- CLASSROOM
- CIRCULATION
- GYMNASIUM
- CAFETERIA
- OPEN SMALL GROUP INSTRUCTION
- SMALL GROUP INSTRUCTION
- SPECIAL EDUCATION
- STAGE
- SUPPORT
- LIBRARY
- MUSIC







**OVERALL IMAGE**

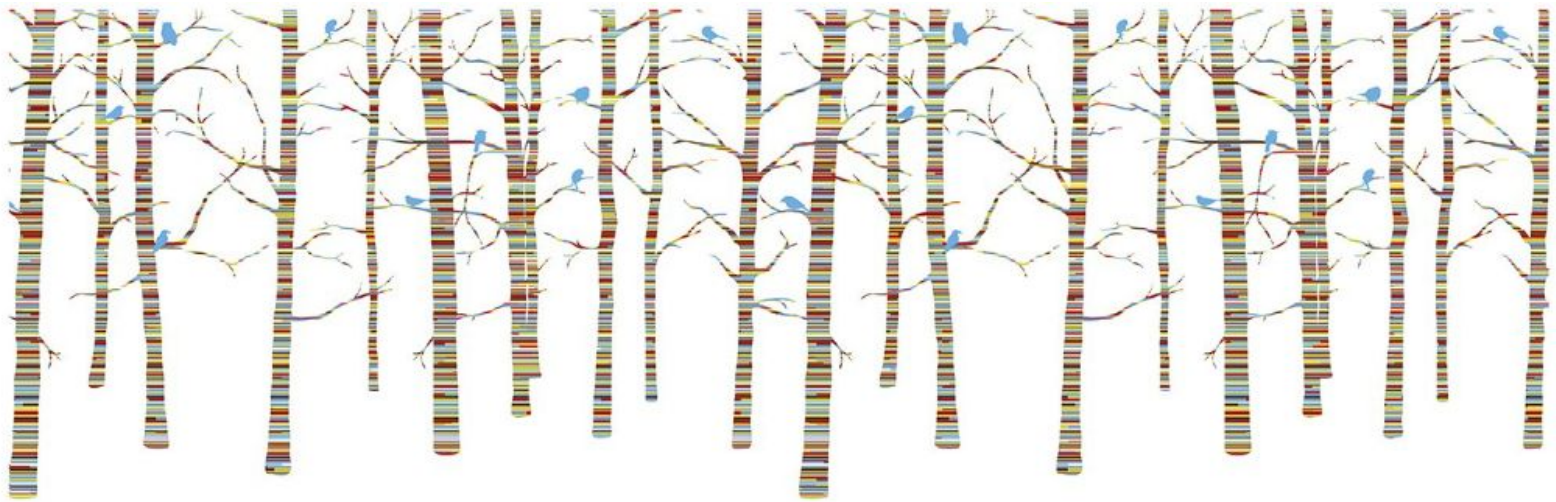


**SCALED IMAGE**




**2.12**





**OVERALL IMAGE**



**SCALED IMAGE**



**2.14**

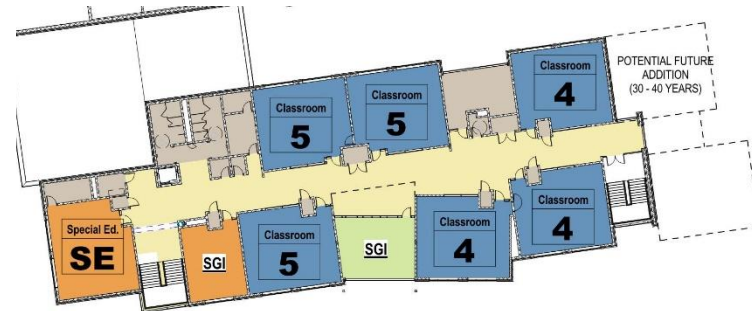






**First Floor Plan**

**Second Floor Plan**



## Legend

- ADMIN
- ART
- CLASSROOM
- CIRCULATION
- GYMNASIUM
- CAFETERIA
- OPEN SMALL GROUP INSTRUCTION
- SMALL GROUP INSTRUCTION
- SPECIAL EDUCATION
- STAGE
- SUPPORT
- LIBRARY
- MUSIC





**Aerial view of New Elementary School, faculty and parent drop off loop can be seen in foreground, public functions of facility are found at the front of the building with classroom wings extending to the rear of the school.**





New main entrance, upper canopy is an extension of the main lobby roof, protecting the main entrance. Lower canopy protects people approaching entrance in driving rains and allows for heating of a smaller entrance vestibule. Views can also be seen of Gymnasium, directly adjacent of entrance.





BRICK



STONE



GROUND  
FACE  
CMU



FIBER CEMENT SIDING



WOOD-LOOK METAL SOFFIT



METAL FRAMES & FASCIA







From the main lobby, the open cafeteria is accessed allowing for overflow if needed. To the right views into the lower library can be seen. Kindergarten-1<sup>st</sup> Grade Wing Entrance can be seen at the end of the main lobby.






**Final layout of shared student zones within each classroom wing. Square footage of final spaces were reduced while maintaining open areas between classrooms for interaction, variations in student groupings and visual connection to classrooms.**



View from the entrance to the library. Library is centralized between two classroom wings. Library is broken into a shelving area for books at the rear of the library, maker space at the middle of the library and classroom area in the foreground. Librarian is centralized for quick access and monitoring of all areas.







CARPET




VINYL COMPOSITION TILE



DOOR/CEILING




CASEWORK



ACCENT  
TILE



PAINT

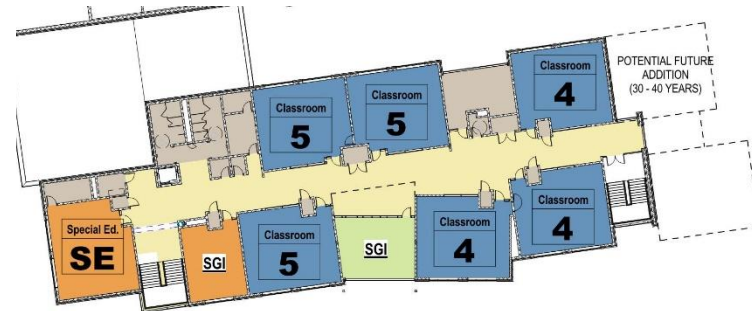




## Legend

- ADMIN
- ART
- CLASSROOM
- CIRCULATION
- GYMNASIUM
- CAFETERIA
- OPEN SMALL GROUP INSTRUCTION
- SMALL GROUP INSTRUCTION
- SPECIAL EDUCATION
- STAGE
- SUPPORT
- LIBRARY
- MUSIC

## Second Floor Plan



3.10



CR

# Spring Creek ES – Graphic Panel Location





**OVERALL IMAGE**



**SCALED IMAGE**



**3.12**



**OVERALL IMAGE**



**SCALED IMAGE**



**3.13**





4.1

## Legend

- ADMIN
- ART
- CLASSROOM
- CIRCULATION
- GYMNASIUM
- CAFETERIA
- OPEN SMALL GROUP INSTRUCTION
- SMALL GROUP INSTRUCTION
- SPECIAL EDUCATION
- STAGE
- SUPPORT
- LIBRARY
- MUSIC



First Floor Plan



Second Floor Plan

4.2





**Aerial view of Corl Street Elementary School, view depicts how building will sit within neighborhood context. Two drop off locations are depicted, along with faculty parking at rear of facility. Roof extensions can be seen bringing daylight into the core of the building, along with roof mounted solar panels.**





Main Entrance is clearly defined, administration has clear view from right of main entrance all visitors approaching the building and library to the left of the entrance occupies the existing multi-purpose space. Red brick is mixed with cement siding to scale the building to the surrounding residential neighborhood.





**BRICK**



**FIBER CEMENT SIDING**



**WOOD-LOOK METAL SOFFIT**



**METAL FRAMES & FASCIA**



Main lobby stretches the length of the building, from the main entrance to the faculty and staff parking at the rear of the facility. Public spaces are accessed along lobby without entering student classroom wings. A large group instruction occupies the space between 2 story classrooms and the multi-purpose room.

CR

## Corl Street ES - Lobby & Large Group Instruction

4.6








Multi-purpose room will have a stage at one end and access to the kitchen serving at the other end (to the left in this image). Glazing is provided to daylight space, but is on north facing walls to reduce glare.





Library occupies the existing multipurpose space directly adjacent to the main entrance, separation of classroom, maker space, reading stacks and group reading spaces can be seen in library.







CARPET




VINYL COMPOSITION TILE



DOOR/CEILING




CASEWORK



ACCENT  
TILE



PAINT



4.9

## Legend

- ADMIN
- ART
- CLASSROOM
- CIRCULATION
- GYMNASIUM
- CAFETERIA
- OPEN SMALL GROUP INSTRUCTION
- SMALL GROUP INSTRUCTION
- SPECIAL EDUCATION
- STAGE
- SUPPORT
- LIBRARY
- MUSIC



First Floor Plan

Second Floor Plan

4.10





4.14

CR

**Corl Street ES – Graphic Panels | Float - Upbeat**





4.15

CR

**Corl Street ES – Graphic Panels | Spectrum**







4.15

CR

**Corl Street ES – Graphic Panels | Spectrum**







# QUESTIONS?

CR

## Thank You

